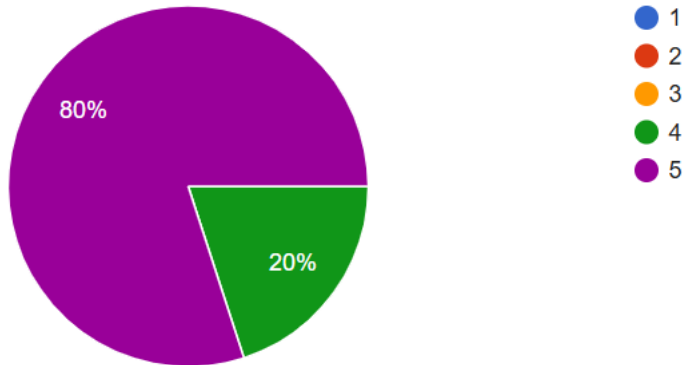


RESUME – LTT Eco Edu – France Evaluation

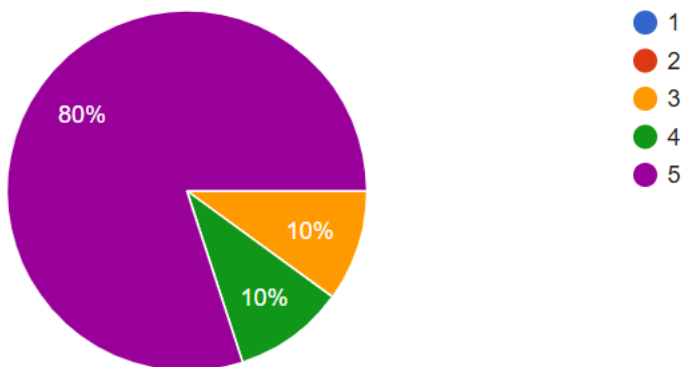
1. Convenience of the meeting place

80% of respondents ranked the convenience at 5, while the remaining 20% ranked it at 4.



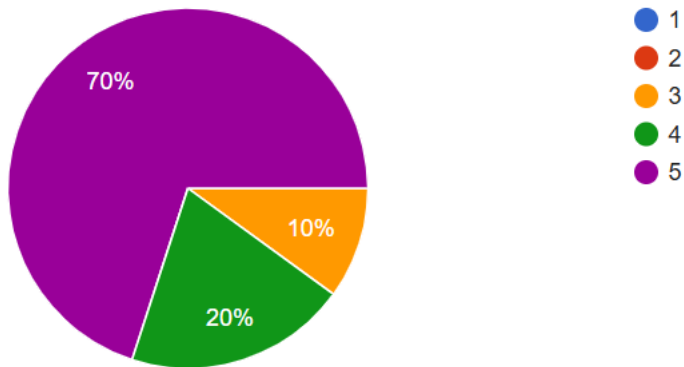
2. Convenience of the meeting dates

80% of respondents ranked the convenience at 5, 10% ranked it at 4, and 10% ranked it at 3.



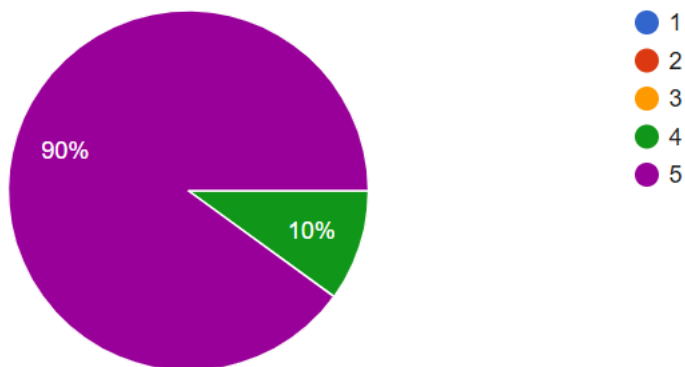
3. The information you received before the meeting, intended to facilitate your participation in the meeting

70% of respondents evaluated this statement at a 5, 20% ranked it at 4, and 10% ranked it at 3.



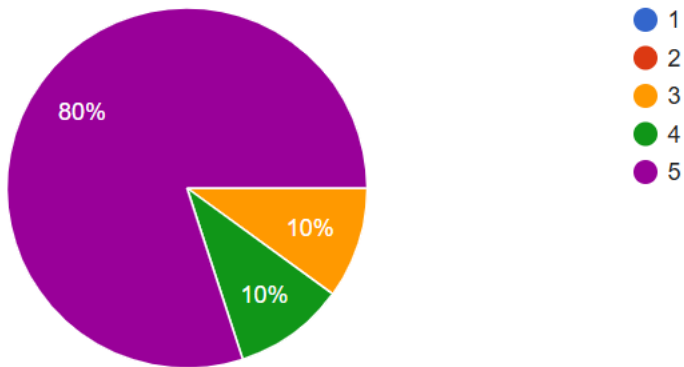
4. The agenda of the meeting

90% of respondents ranked the agenda at 5, and the remaining 10% ranked it at 4.



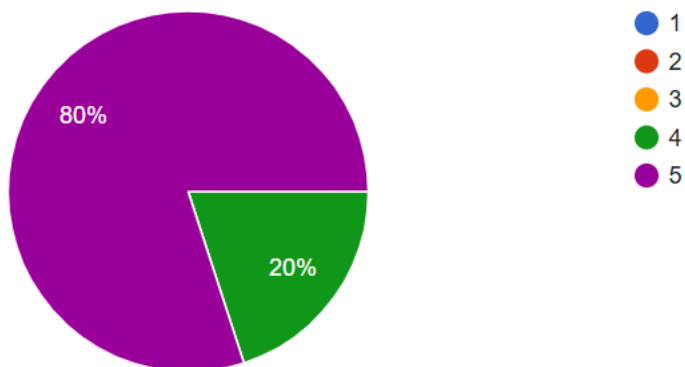
5. Meeting timetables and duration

80% of respondents ranked the timetables and duration at 5, 10% ranked it at 4, and 10% ranked it at 3.



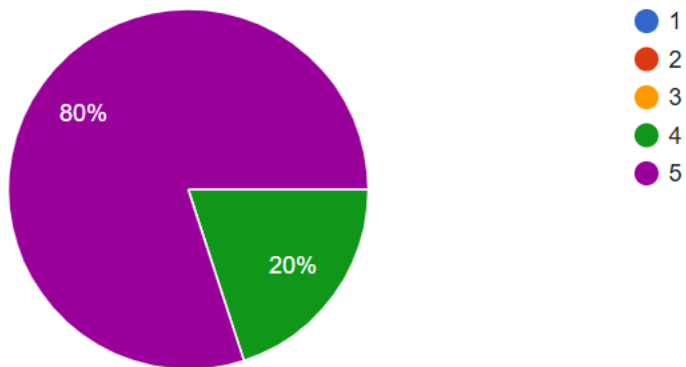
6. Equipment and facilities (overhead projectors, internet, etc.)

80% of respondents ranked the equipment and facilities at 5, while 20% of respondents ranked them at 4.



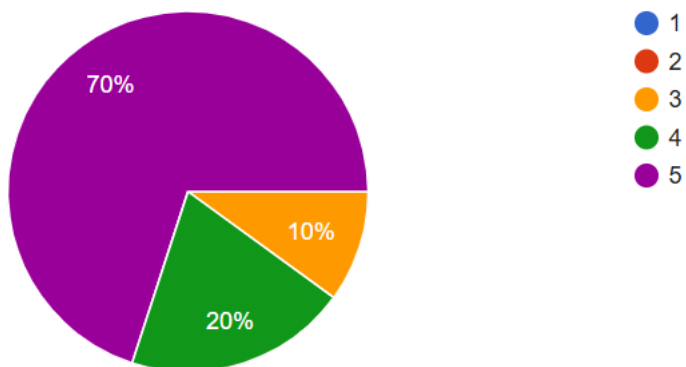
7. The working conditions for the meeting

80% of respondents ranked the working conditions at 5, while 20% of respondents ranked it at 4.



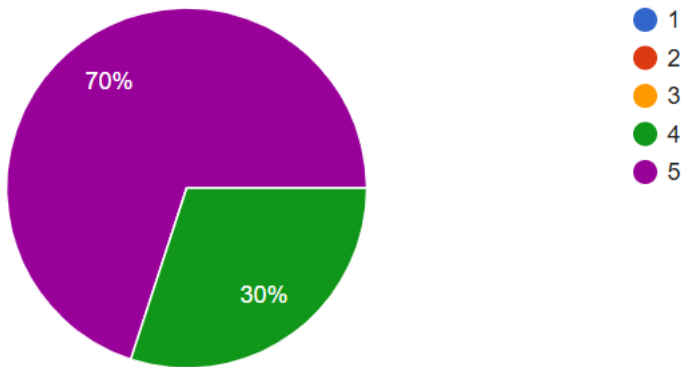
8. The management and the development of the work in the meeting

70% of respondents ranked the management and the development at 5, 20% ranked them at 4, and 10% ranked them at 3.



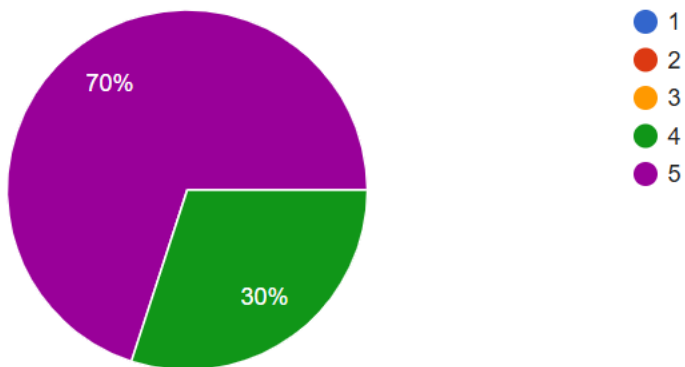
9. Supporting documentation provided during the meeting

70% of respondents ranked the supporting documentation at 5, while 30% of respondents ranked it at 4.



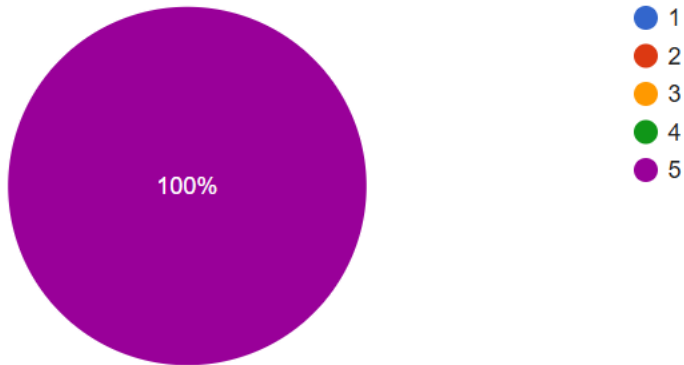
10. The results reached at the end of the meeting

70% of respondents ranked the results at 5, and 30% ranked the results at 4.



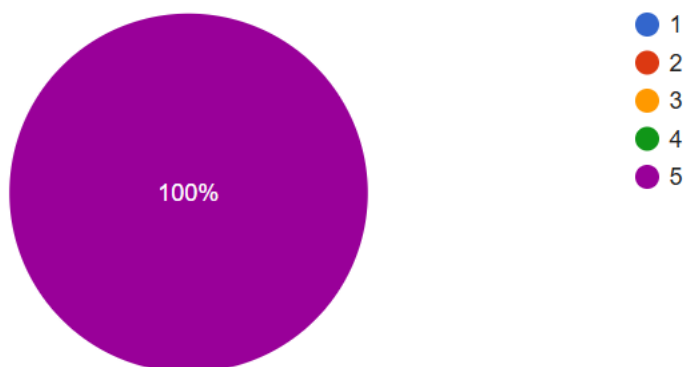
11. Meals and coffee breaks

All respondents ranked the meal and coffee breaks at 5.



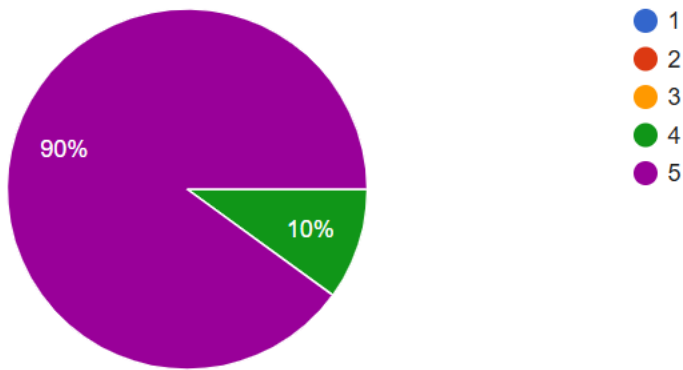
12. Leisure, culture activities

All respondents ranked the leisure and culture activities at 5.



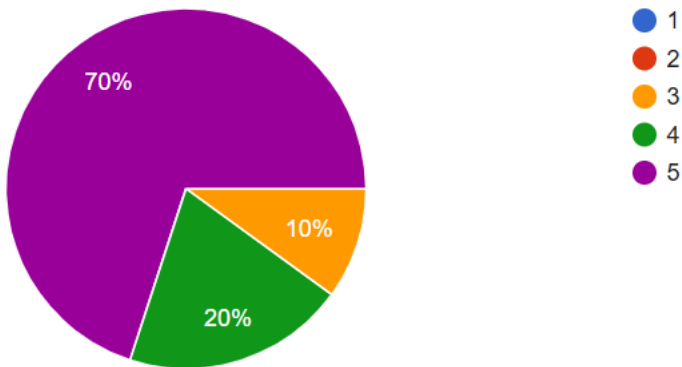
13. Balance between working sessions / breaks and leisure activities

90% of respondents ranked the balance at 5, while 10% ranked it at 4.



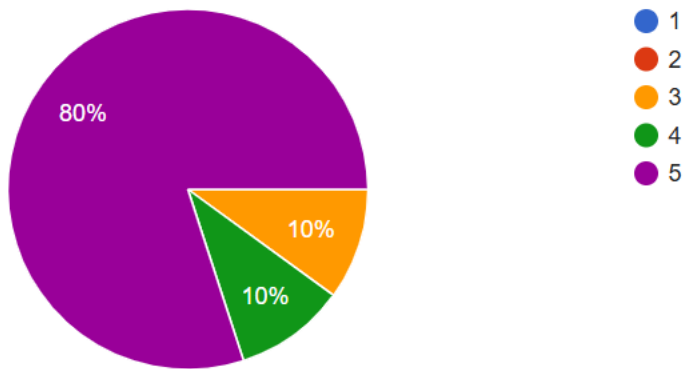
14. Project partners interaction during the meeting

70% of respondents ranked the interaction at 5, 20% ranked it at 4, and 10% ranked it at 3.



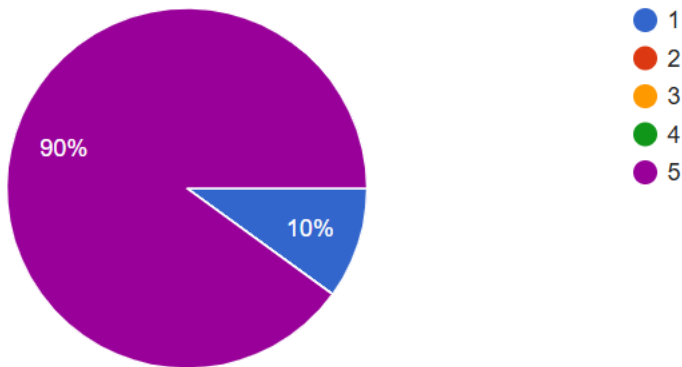
15. Working Sessions (as scheduled in the agenda).

80% of respondents ranked the scheduled working sessions at 5, 10% ranked them at 4, and 10% at 3.



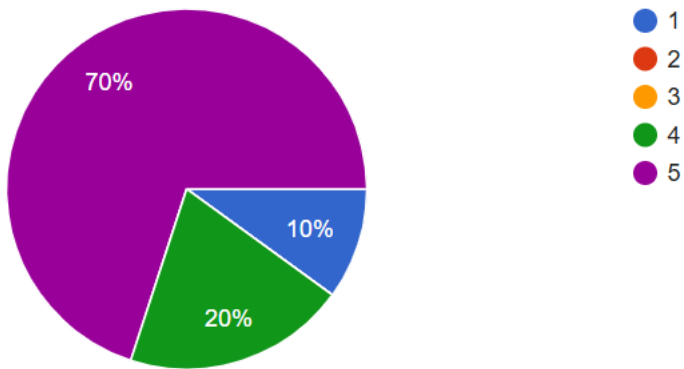
16. Start of meeting (welcome speech, introduction, practical issues)

90% of respondents ranked the start of the meeting at 5, while in contrast, 10% of respondents ranked it at 1.



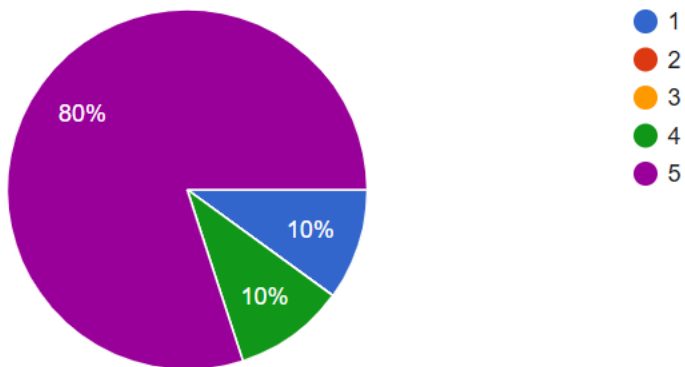
17. Presentations of partners' organizations

70% of respondents ranked the partners' organizations presentations at 5, 20% ranked them at 4, and 10% ranked them at 3.



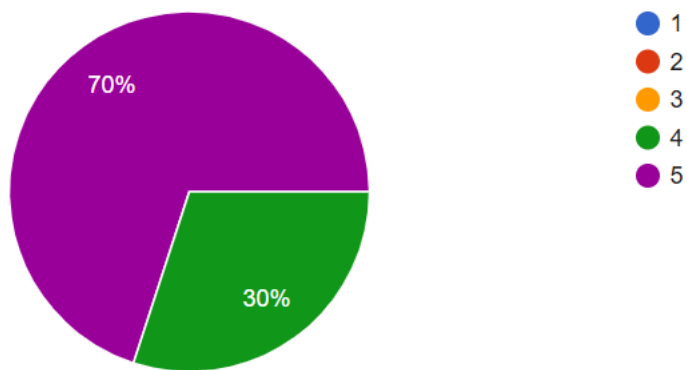
18. Presentation of the project

80% of respondents ranked the presentation at 5, 10% ranked it at 4, and 10% at 3.



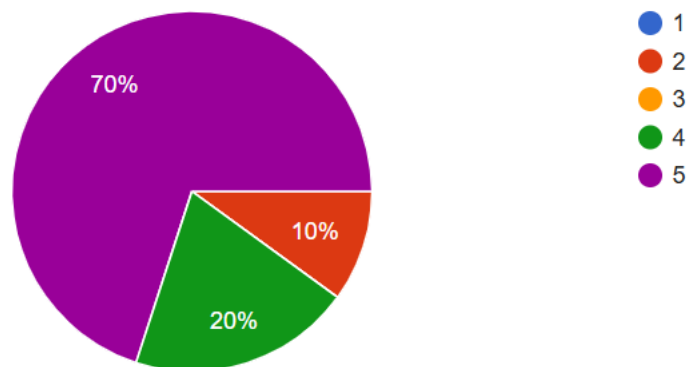
19. Presentation of activities and discussion of future plans

70% ranked the presentation and discussion at 5, and 30% ranked it at 4.



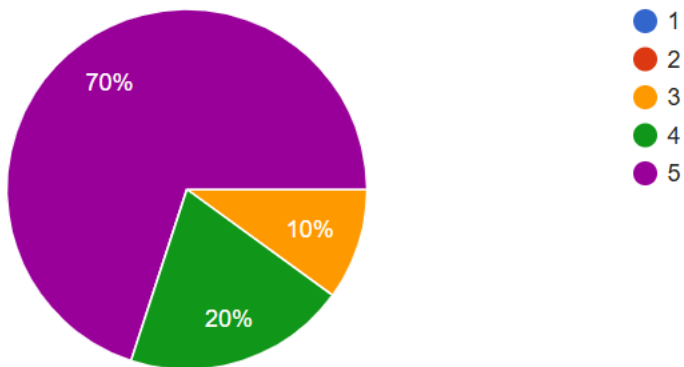
20. Presentation of results which we, as project partner, have to achieve

70% of respondents ranked the presentation of results at 5, 20% ranked it at 4, and 10% ranked it at 2.



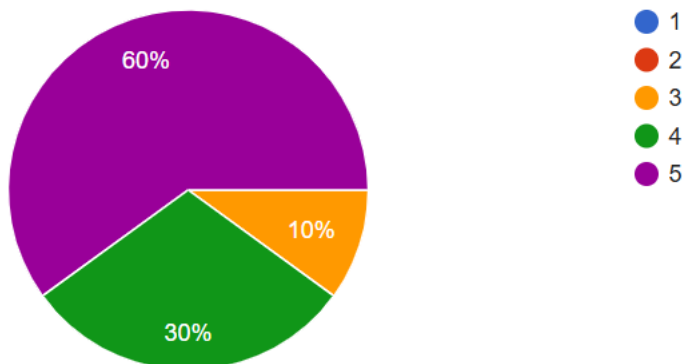
21. Discussions with partners

70% of respondents ranked their discussions with partners at 5, 20% ranked them at 4, and 10% ranked them at 3.



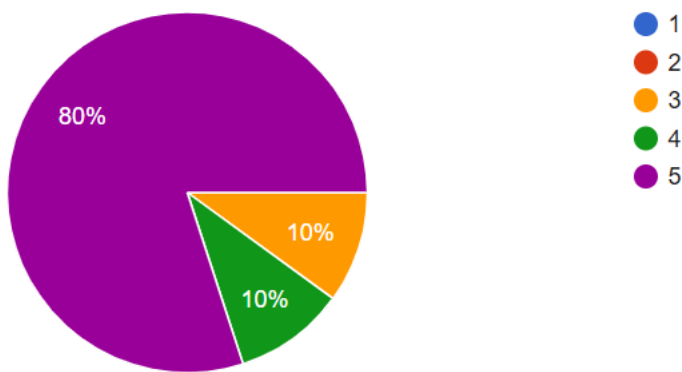
22. Clarity of each work package and its development

60% of respondents ranked the clarity of each work package and its development at 5, 30% ranked it at 4, and 10% ranked it at 3.



23. Presentation of Dissemination importance and its development in the project period

80% of respondents ranked the importance at 5, 10% at 4, and 10% at 3.



24. Comments from partners. Conclusions.

There were 4 responses out of 10 participants. All responses are positive. One comment notes the friendliness of all participants while others praise the preparation of projects and the meeting’s events.

25. Positive aspects of the meeting – strengths (Please write, what do you think are the positive aspects of the meeting – strengths)

All 10 participants responded. Many comment on efficiency, structure and organization; others praise the open atmosphere created that enabled professional engagement. One comment celebrates the ‘valuable information about biodiversity’ that they gained.

26. Aspects that could be improved, or weaknesses of the training (Please, write, in your opinion, what are the aspects that could be improved, or weaknesses of the meeting)

7/10 respondents provided suggestions, two stated that they had nothing to comment on, and one further praised the meeting: “I was so pleased how we were welcomed.” Constructive feedback included a desire for a clearer agenda, with better time management. Issues with public transport were mentioned twice as a factor that slowed down the group and affected the schedule. One comment suggested more “hands

on, practical activities” and more opportunities for “reflection, feedback and informal discussion.”

**27. Improvement proposals and suggestions for future trainings
(Please, write your proposals for the improvement of the project
and suggestions for future)**

7/10 respondents provided suggestions, and three gave praise/no suggestions. There were a wide range of suggestions including more collaboration, better planning and time management, a clearer allocation of responsibilities, a stronger focus on activities, and a focus on more complicated aspects of the project. One respondent suggests that the location of the meeting is given with further notice. Another participant gives a comprehensive response about the ways digital innovation and technology enhanced learning could be incorporated into the training. They propose the “development and use of the ECO-EDU mobile application,” “structured digital labs,” “Blended training formats” and a “digital learning ecosystem.”